




# Annual Title I Meeting

**OCTOBER 2022**

**ENGAGE. CHALLENGE. INSPIRE. ACHIEVE.**



# AGENDA

Boyd Elementary Introductions

What is Title I?

Our Goals

Parent Family Engagement

Curriculum Supports

Data Overview

Closing

**ENGAGE. CHALLENGE. INSPIRE. ACHIEVE.**

**OCTOBER 2022**

# WHAT IS TITLE I

It's the largest federal aid program for public schools in the United States. Title I is designed to support state and local school reform efforts tied to the challenging state academic standards to improving teaching and learning for students. Title I programs must be based on effective means of improving student achievement and include strategies to support parent and family engagement.

# TITLE I IN APS

Title I schools receive federal money to provide additional resources to:

- ☐ Support student instruction
- ☐ Improve teaching strategies
- ☐ Increase family engagement





# OUR GOALS

Literacy	Math	Attendance
Increase the number of students scoring developing or above based on ELA GMAS by 5% from 19% to 24% by the end of the 2022-23 school year.	Increase the number of students scoring developing or above based on Mathematics GMAS by 5% from 38% to 43% by the end of the 2022-23 school year.	The percentage of chronically absent students will decrease by 5 percentage points from 58% in May 2022 to 53% by May 2023.





W. M. Boyd Elementary School believes that parent and family engagement means the participation of parents in regular two-way communication, involving student academic learning and other school activities, including ensuring –

- That parents play a role in assisting their child’s learning.
- Parents are encouraged to be actively involved in their child’s education at school and home.
- That parents are full partners in their child’s education and are included in decision-making and on advisory committees to assist in the education of their child.

# PARENT & FAMILY ENGAGEMENT

# CURRICULUM, PROGRAMS SUPPORTS

ELA	MATH	STEAM	INTERVENTION
Ready Gen  Foundations (Phonics)	Eureka	STEM Challenge Fridays  STEM Project- Based Learning	iRead  Read 180  Systems 44  Do the Math

# CORE VALUES



**ENGAGE**




**CHALLENGE**



**INSPIRE**



**ACHIEVE**





# MATH DATA REVIEW...MAP GROWTH COMPARISON

## Quintile Sort

HiAvg and Above ▼

## Window

(Multiple values) ▼

## Exam

Math ▼

## Associate Superintendent

(All) ▼

## Cluster

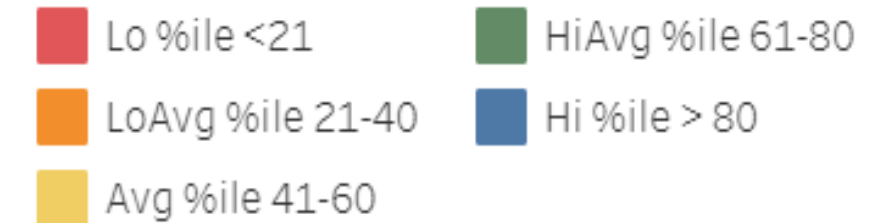
## K-8 Aggregate Quintiles for Achievement

The below percentages show what percent of students at each school land in each quintile based on the percentile from MAP Growth.

\*click in a school to see grade level performance if there are above 10 students per grade

Data is updated  
nightly during each  
testing window.

### PERCENTILE QUINTILE



School	Window	Exams					
DISTRICT	Fall 2021-2022	23,126	37%	19%	14%	13%	16%
	Fall 2022-2023	23,463	32%	18%	16%	15%	19%

School	Window	Exams					
Boyd	Fall 2021-2022	409	62%	21%	11%		
	Fall 2022-2023	428	51%	18%	16%	11%	4%

# MATH DATA REVIEW...ACHIEVEMENT LEVEL PREDICTORS

Fall 2021-22	3 <sup>rd</sup>	4 <sup>th</sup>	5 <sup>th</sup>	Percentage of Students
Beginning Learners	46	41	60	72%
Developing Learners	21	19	12	25%
Proficient Learners	3	2	1	2%
Distinguished Learners	0	0	0	0%

Fall 2022-23	3 <sup>rd</sup>	4 <sup>th</sup>	5 <sup>th</sup>	Percentage of Students
Beginning Learners	42	34	41	54%
Developing Learners	23	27	17	31%
Proficient Learners	13	11	6	14%
Distinguished Learners	3	0	1	2%

# READING DATA REVIEW...MAP GROWTH COMPARISON

## Quintile Sort

HiAvg and Above ▼

## Window

(Multiple values) ▼

## Exam

Reading ▼

## Associate Superintendent

(All) ▼

## Cluster

(Multiple values) ▼

## K-8 Aggregate Quintiles for Achievement

The below percentages show what percent of students at each school land in each quintile based on the percentile from MAP Growth.

\*click in a school to see grade level performance if there are above 10 students per grade

Data is updated  
nightly during each  
testing window.

Lo %ile <21

LoAvg %ile 21-40

Avg %ile 41-60

HiAvg %ile 61-80

Hi %ile > 80

School	Window	Exams	Lo %ile <21	LoAvg %ile 21-40	Avg %ile 41-60	HiAvg %ile 61-80	Hi %ile > 80
DISTRICT	Fall 2021-2022	23,187	30%	16%	17%	18%	20%
	Fall 2022-2023	23,446	27%	16%	18%	18%	21%

School	Window	Exams	Lo %ile <21	LoAvg %ile 21-40	Avg %ile 41-60	HiAvg %ile 61-80	Hi %ile > 80
Boyd	Fall 2021-2022	409	55%	20%	11%	11%	
	Fall 2022-2023	422	47%	17%	17%	14%	5%




# READING DATA REVIEW...ACHIEVEMENT LEVEL PREDICTORS

Fall 2021-22	3 <sup>rd</sup>	4 <sup>th</sup>	5 <sup>th</sup>	Percentage of Students
Beginning Learners	44	43	42	63%
Developing Learners	19	12	24	27%
Proficient Learners	5	7	6	9%
Distinguished Learners	2	1	0	3%

Fall 2022-23	3 <sup>rd</sup>	4 <sup>th</sup>	5 <sup>th</sup>	Percentage of Students
Beginning Learners	46	36	35	54%
Developing Learners	19	18	21	27%
Proficient Learners	11	15	8	16%
Distinguished Learners	5	2	1	4%

# MAKE IT HAPPEN



**ENGAGE**



**CHALLENGE**



**INSPIRE**



**ACHIEVE**



# BOYD ELEMENTARY SCHOOL


1891 Johnson Road NW  
ATLANTA, GA 30318

PHONE NUMBER  
404.802.8150





# CONNECT WITH US



Facebook



Twitter



Instagram

**ENGAGE. CHALLENGE. INSPIRE. ACHIEVE.**